

MOSAICO IN GRES PORCELLANATO
 PORCELAIN STONEWARE MOSAIC
 MOSAÏQUE EN GRES CERAME
 FEINSTEINZEUG-MOSAÏK
 MOSAICO EN GRES PORCELÁNICO
 МОЗАИКА ИЗ КЕРАМОГРАНИТА

Formato - Spessore / Size - Thickness
 Format - Epaisseur / Format - Stärke
 Formato - Espesor / Размер - Толщина

Superficie / Surface
 Surface / Oberfläche
 Superficie / Поверхность

10x10 (4" x 4") - 9,5 mm

SATINATA
 SATIN
 SATINÉE
 SATINIÈRTE
 SATINADA
 ГЛЯНЦЕВАЯ




Colori / Colours
 Couleurs / Farben / Cores / Цвета




Milky White

Dusty Gold



Light Grey

Toffee Brown




Tarmac Black


Misty Green

Caratteristiche tecniche / Technical data

Caracteristiques techniques / Technische daten / Características técnicas / Технические характеристики

Conforme alla norma	EN 14411 (ISO 13006)	Appendice	G	Gruppo	Bla
Complies with	EN 14411 (ISO 13006)	Appendix	G	Group	Bla
Conforme à la norme	EN 14411 (ISO 13006)	Appendice	G	Groupe	Bla
Entsprechend	EN 14411 (ISO 13006)	Anhang	G	Gruppe	Bla
Conforme a la norma	EN 14411 (ISO 13006)	Apêndice	G	Grupo	Bla
Соответствует норме	EN 14411 (ISO 13006)	Приложение	G	Группа	Bla

 ISO 10545-2
 CONFORME / SUITABLE FOR

 ISO 10545-4
 S ≥2000 N R ≥40 N/mm²

 ISO 10545-13
 RESISTE / RESISTANT

 ISO 10545-14
 5

Pavimento coordinato - Caratteristiche tecniche / Suitable floor ceramic tiles - Technical data *

Carreaux de sol conseilles - Caracteristiques techniques / Passende bodenfliessen - Technische daten
 Pavimento coordinado - Características técnicas / Рекомендованная напольная плитка - Технические характеристики

GRES PORCELLANATO TECNICO
 TECHNICAL PORCELAIN STONEWARE
 GRES CERAME TECHNIQUE
 TECHNISCHES FEINSTEINZEUG
 GRES PORCELÁNICO TÉCNICO
 ТЕХНИЧЕСКИЙ КЕРАМИЧЕСКИЙ ГРАНИТ

Formato - Spessore
 Size - Thickness
 Format - Epaisseur
 Format - Stärke
 Formato - Espesor
 Размер - Толщина

Superficie
 Surface
 Oberfläche
 Superficie
 Поверхность

RETTIFICATO MONOCALIBRO
 RECTIFIED MONOCALIBER
 RECTIFIE MONO-CALIBRE
 GESCHLIFFEN EINKALIBRIG
 RECTIFICADO MONOCALIBRE
 РЕТИФИЦИРОВАННАЯ В ОДНОМ КАЛИБРЕ

45x45 (18" x 18") - 9,5 mm


SATINATA
 SATIN
 SATINÉE
 SATINIÈRTE
 SATINADA
 ГЛЯНЦЕВАЯ


Conforme alla norma	EN 14411 (ISO 13006)	Appendice	G	Gruppo	Bla
Complies with	EN 14411 (ISO 13006)	Appendix	G	Group	Bla
Conforme à la norme	EN 14411 (ISO 13006)	Appendice	G	Groupe	Bla
Entsprechend	EN 14411 (ISO 13006)	Anhang	G	Gruppe	Bla
Conforme a la norma	EN 14411 (ISO 13006)	Apêndice	G	Grupo	Bla
Соответствует норме	EN 14411 (ISO 13006)	Приложение	G	Группа	Bla

 ISO 10545-2
 ±0,1%

 ISO 10545-2
 ±0,3%

 EN 101
 MOHS 7

 ISO 10545-4
 S ≥2000 N R ≥45 N/mm²

 ISO 10545-13
 RESISTE / RESISTANT

 ISO 10545-14
 5

* Pavimento Coordinato
 Volume Pavimenti pag. 22
 Coordinated Floor
 Floor Volume page 22
 Revêtement de sol Coordonné
 Volume Revêtements de sol page 22
 Kombinierte Bodenfliesen
 Band Bodenfliesen Seite 22
 Pavimento coordinado
 Volumen pavimentos pág. 22
 Координированный Пол Раздел Полы стр. 22





AC44 Milky White 10
10x10 - 4"x4"



AC41 Dusty Gold 10
10x10 - 4"x4"



AC43 Toffee Brown 10
10x10 - 4"x4"



10Q5 Milky White Foro C
10x10 - 4"x4"



10q5 Milky White Foro Q
10x10 - 4"x4"



10Q2 Dusty Gold Foro C
10x10 - 4"x4"



10q2 Dusty Gold Foro Q
10x10 - 4"x4"



10Q4 Toffee Brown Foro C
10x10 - 4"x4"



10q4 Toffee Brown Foro Q
10x10 - 4"x4"



10L5 Milky White 10 Ins. L1
10x10 - 4"x4"




10I5 Milky White 10 Ins. L2
10x10 - 4"x4"



10L2 Dusty Gold 10 Ins. L1
10x10 - 4"x4"



10I2 Dusty Gold 10 Ins. L2
10x10 - 4"x4"



10L4 Toffee Brown 10 Ins. L1
10x10 - 4"x4"



10I4 Toffee Brown 10 Ins. L2
10x10 - 4"x4"



Loc5 Milky White Canaletta
2,5x10 - 1"x4"



1oc5 Milky White Canaletta Angolo
2,5x2,5x2,5 - 1"x1"x1"



Loc2 Dusty Gold Canaletta
2,5x10 - 1"x4"



1oc2 Dusty Gold Canaletta Angolo
2,5x2,5x2,5 - 1"x1"x1"



Loc4 Toffee Brown Canaletta
2,5x10 - 1"x4"



1oc4 Toffee Brown Canaletta Angolo
2,5x2,5x2,5 - 1"x1"x1"

Pavimento coordinato / Suitable floor ceramic tiles
Carreaux de sol conseilles / Passende Bodenfliesen
Pavimento coordinado / Рекомендованная напольная плитка

GRES PORCELLANATO TECNICO / TECHNICAL PORCELAIN STONEWARE
GRES CERAME TECHNIQUE / TECHNISCHES FEINSTEINZEUG
GRES PORCELÁNICO TÉCNICO / ТЕХНИЧЕСКИЙ КЕРАМИЧЕСКИЙ ГРАНИТ

CEMENTI



Milky White 45x45

CEMENTI




Dusty Gold 45x45

CEMENTI




Toffee Brown 45x45



10m4 Toffee Brown Ins. Met *
10x10 - 4"x4"



10m5 Milky White Ins. Met *
10x10 - 4"x4"



10c4 Toffee Brown Ins. C
10x10 - 4"x4"



LOeO Cementi 10 List. Orange
1,5x20 - 0,6"x8"



LOeM Cementi 10 List. Met *
0,6x20 - 0,2"x8"



1oco Cementi 10
Borchia C Orange
2,5x2,5 - 1"x1"



1obo Cementi 10
Borchia Q Orange
2,5x2,5 - 1"x1"




1ocm Cementi 10
Borchia C Met *
2,5x2,5 - 1"x1"



1obm Cementi 10
Borchia Q Met *
2,5x2,5 - 1"x1"



1ofR Cementi 10 Ins. F Brown ✓
10x10 - 4"x4"



10EO Cementi 10
Ins. Q Orange ♦ ♦
10x10 - 4"x4"



LOfR Cementi 10 List. F Brown ✓
2,5x20 - 1"x8"



LOqQ Cementi 10
List. Q Orange ♦ ♦
2x10 - 0,8"x4"



10vR Cementi 10
Ins. V Brown ** ✓
10x10 - 4"x4"

- ✓ Abbinabile a Dusty Gold, Toffee Brown.
Matching with Dusty Gold, Toffee Brown.
Se coordonne avec Dusty Gold, Toffee Brown.
Kombinierbar mit Gold, Toffee Brown.
Combinable con Dusty Gold, Toffee Brown.
Сочетается с Dusty Gold, Toffee Brown.



LOvR Cementi 10 List. V Brown ** ✓
3x20 - 1,2"x8"

- Abbinabile a Dusty Gold.
Matching with Dusty Gold.
Se coordonne avec Dusty Gold.
Kombinierbar mit Dusty Gold.
Combinable con Dusty Gold.
Сочетается с Dusty Gold.

- * Insetto in metallo.
Metal insert.
Pièce spéciale en métal.
Metall-Einleger.
Aplicación en metal.
Вставка из металла.

- ♦ Superficie levigata.
Polished surface.
Surface polie.
Geschliffene Oberfläche.
Superficie pulida.
Полированная поверхность.

- ** Insetti in vetro. Da posare utilizzando solamente colla bianca uniformemente distribuita.
Glass inserts. Laid using only white glue distributed evenly.
Inserts en verre. A poser exclusivement avec de la colle blanche répartie uniformément.
Glaseinleger. Zum Verlegen nur weißen, gleichmäßig verteilten Kleber verwenden.
Inserciones en vidrio. Colocar utilizando únicamente cola blanca distribuida uniformemente.
Вставки из стекла. Для укладки применять только белый клей, равномерно распределяя.



AC42 Light Grey 10
10x10 - 4"x4"



AC45 Misty Green 10
10x10 - 4"x4"



AC40 Tarmac Black 10
10x10 - 4"x4"



10Q3 Light Grey Foro C
10x10 - 4"x4"



10q3 Light Grey Foro Q
10x10 - 4"x4"



10Q6 Misty Green Foro C
10x10 - 4"x4"



10q6 Misty Green Foro Q
10x10 - 4"x4"



10Q1 Tarmac Black Foro C
10x10 - 4"x4"




10q1 Tarmac Black Foro Q
10x10 - 4"x4"




10L3 Light Grey 10 Ins. L1
10x10 - 4"x4"



10I3 Light Grey 10 Ins. L2
10x10 - 4"x4"



10L6 Misty Green 10 Ins. L1
10x10 - 4"x4"



10L1 Tarmac Black 10 Ins. L1
10x10 - 4"x4"



10I1 Tarmac Black 10 Ins. L2
10x10 - 4"x4"



Loc3 Light Grey Canaletta
2,5x10 - 1"x4"



10c3 Light Grey
Canaletta Angolo
2,5x2,5x2,5 - 1"x1"x1"



Loc6 Misty Green Canaletta
2,5x10 - 1"x4"



10c6 Misty Green
Canaletta Angolo
2,5x2,5x2,5 - 1"x1"x1"



Loc1 Tarmac Black Canaletta
2,5x10 - 1"x4"



10c1 Tarmac Black
Canaletta Angolo
2,5x2,5x2,5 - 1"x1"x1"

Pavimento coordinato / Suitable floor ceramic tiles
Carreaux de sol conseilles / Passende Bodenfliesen
Pavimento coordinado / Рекомендованная напольная плитка

GRES PORCELLANATO TECNICO / TECHNICAL PORCELAIN STONEWARE
GRES CERAME TECHNIQUE / TECHNISCHES FEINSTEINZEUG
GRES PORCELÁNICO TÉCNICO / ТЕХНИЧЕСКИЙ КЕРАМИЧЕСКИЙ ГРАНИТ

CEMENTI



Light Grey 45x45

CEMENTI



Misty Green 45x45

CEMENTI



Tarmac Black 45x45



10m1 Tarmac Black Ins. Met *
10x10 - 4"x4"



10c1 Tarmac Black Ins. C
10x10 - 4"x4"

LOeM Cementi 10 List. Met *
0,6x20 - 0,2"x8"

LOeR Cementi 10 List. Red
1,5x20 - 0,6"x8"

LOeB Cementi 10 List. Blu
1,5x20 - 0,6"x8"



10cm Cementi 10
Borchia C Met *
2,5x2,5 - 1"x1"



10bm Cementi 10
Borchia Q Met *
2,5x2,5 - 1"x1"



10cr Cementi 10
Borchia C Red
2,5x2,5 - 1"x1"



10br Cementi 10
Borchia Q Red
2,5x2,5 - 1"x1"




10cb Cementi 10
Borchia C Blu
2,5x2,5 - 1"x1"




10bb Cementi 10
Borchia Q Blu
2,5x2,5 - 1"x1"



10fB Cementi 10 Ins. F Black ✓
10x10 - 4"x4"



10ER Cementi 10 Ins. Q Red ◆
10x10 - 4"x4"



10Eg Cementi 10 Ins. Q Grey ◆
10x10 - 4"x4"



LOfB Cementi 10 List. F Black ✓
2,5x20 - 1"x8"



LOqR Cementi 10 List. Q Red ◆
2x10 - 0,8"x4"



LOqG Cementi 10 List. Q Grey ◆
2x10 - 0,8"x4"



10vB Cementi 10
Ins. V Black ** ✓
10x10 - 4"x4"

- ✓ Abbinabile a Misty Green, Tarmac Black.
Matching with Misty Green, Tarmac Black.
- Abbinabile a Misty Green, Tarmac Black.
Kombinierbar mit Misty Green, Tarmac Black.
- Combinable con Misty Green, Tarmac Black.
- Сочетается с Misty Green, Tarmac Black.



LOvB Cementi 10 List. V Black ** ✓
3x20 - 1,2"x8"

- * Inserto in metallo.
Metal insert.
Pièce spéciale en métal.
Metall-Einleger.
Aplicación en metal.
Вставка из металла.

- ◆ Superficie levigata.
Polished surface.
Surface polie.
Geschliffene Oberfläche.
Superficie pulida.
Полированная поверхность.

- ** Insetti in vetro. Da posare utilizzando solamente colla bianca uniformemente distribuita.
Glass inserts. Laid using only white glue distributed evenly.
Inserts en verre. A poser exclusivement avec de la colle blanche répartie uniformément.
Glaseinleger. Zum Verlegen nur weißen, gleichmäßig verteilten Kleber verwenden.
Inserciones en vidrio. Colocar utilizando únicamente cola blanca distribuida uniformemente.
Вставки из стекла. Для укладки применять только белый клей, равномерно распределяя.